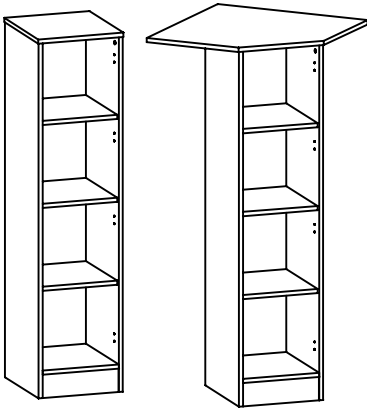


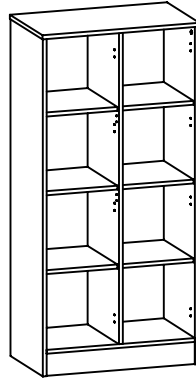
Regał 4P / Bookcase 4P / Стелаж 4P / Etajera 4P / Regal 4P / Kirjahylly 4P

R1.42 - REGAŁ 40 4P

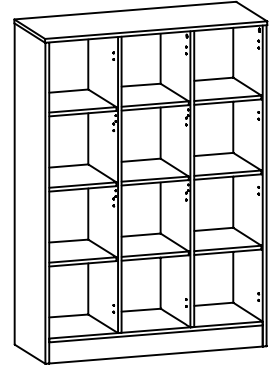


D0.40 REGAŁ NAROŻNY 40 4P

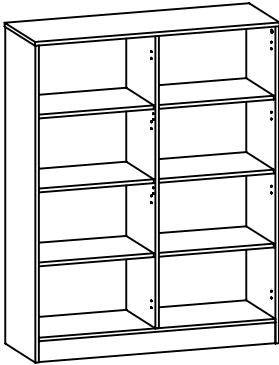
R2.41 - REGAŁ 75 4P



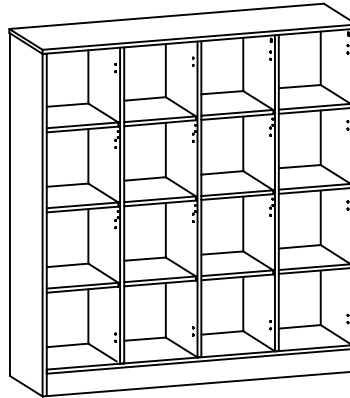
R3.42 - REGAŁ 110 4P



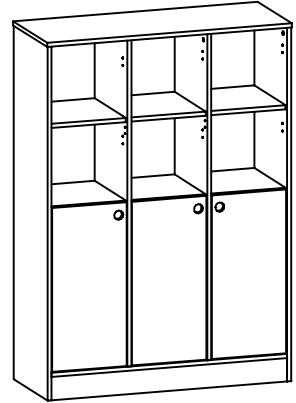
R2.45 - REGAŁ 120 4P



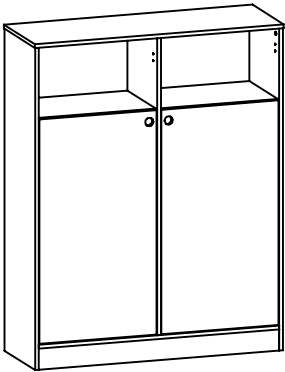
R4.44 - REGAŁ 145 4P



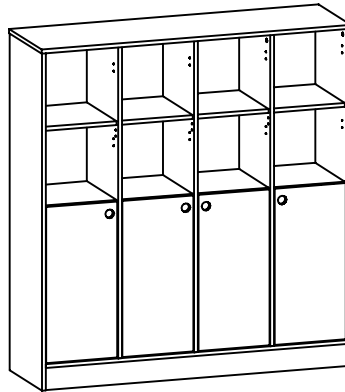
R3.44 - REGAŁ 110 4PF



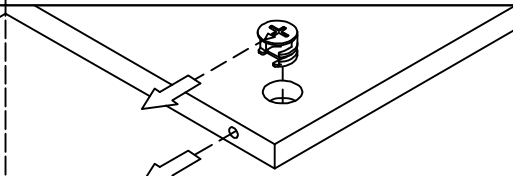
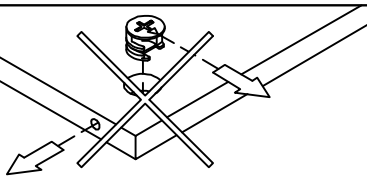
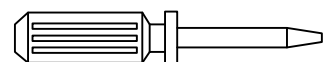
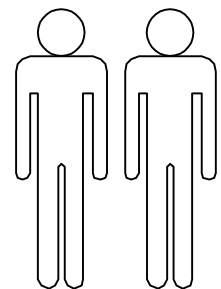
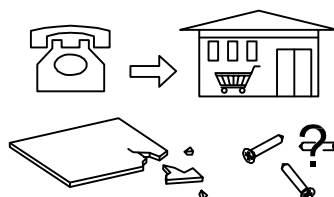
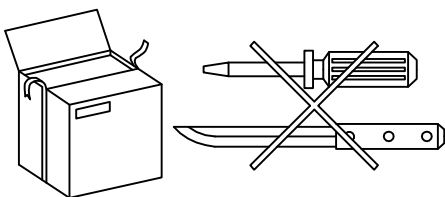

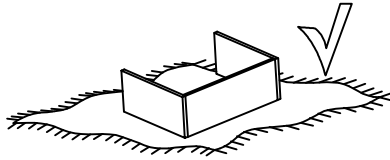
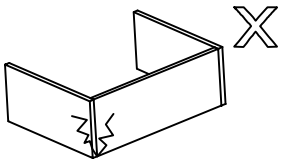
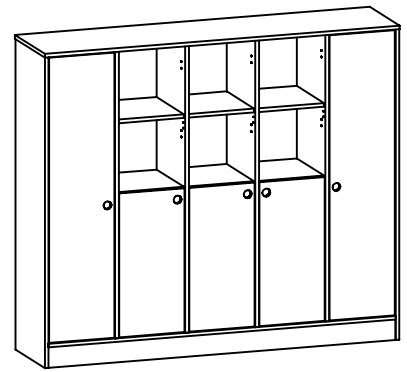
R2.44 - REGAŁ 120 4PF



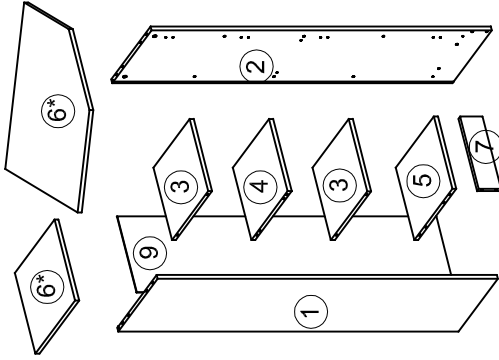
R4.45 - REGAŁ 145 4PF



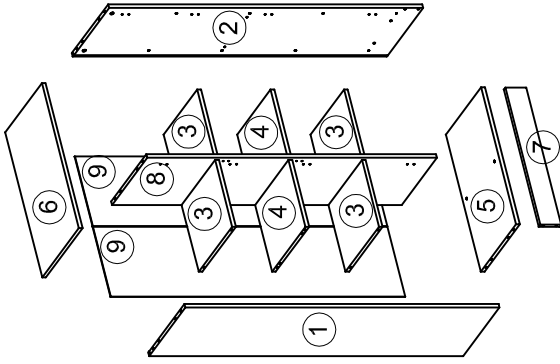
R5.41 - REGAŁ 180 4PF



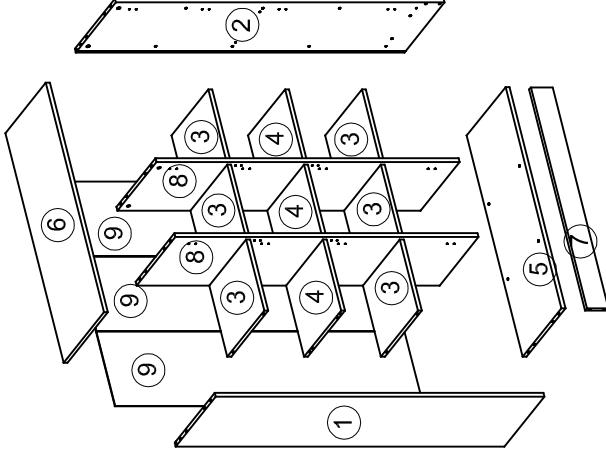
R1.42 Regał 40 /  
D0.40 Regał  
narożny 40 4P



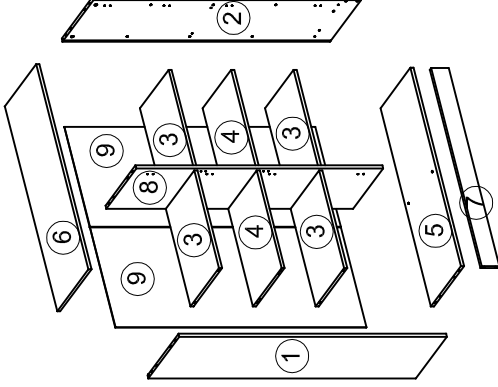
R2.41  
Regał 75 4P



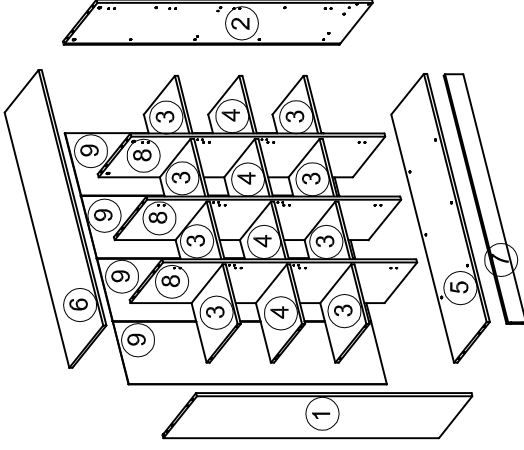
R3.42  
Regał 110 4P



R2.45  
Regał 120 4P



R4.44  
Regał 145 4P

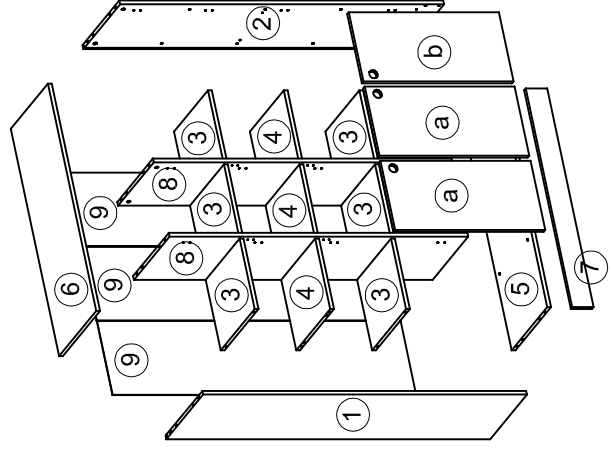


ELEMENTS / CZĘŚCI / ДЕТАЛИ / COMPONENTE / TEILE / ELEMENTIT

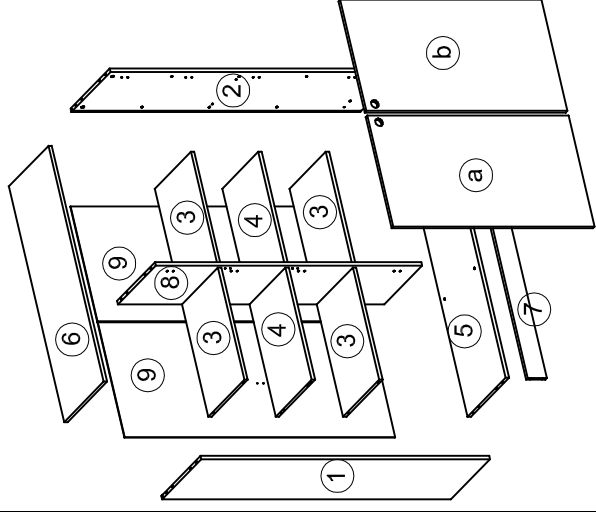
Nr	A x B x C (mm)	PCS.	Nr	A x B x C (mm)	PCS.	Nr	A x B x C (mm)	PCS.	Nr	A x B x C (mm)	PCS.
1	1516x420x18	1	1	1516x420x18	1	1	1516x420x18	1	1	1516x420x18	1
2	1516x420x18	1	2	1516x420x18	1	2	1516x420x18	1	2	1516x420x18	1
3	336x387x18	2	3	336x387x18	6	3	336x387x18	4	3	336x387x18	8
4	336x387x18	1	4	336x387x18	3	4	336x387x18	2	4	336x387x18	4
5	336x407x18	1	5	1044x407x18	1	5	1170x407x18	1	5	1398x407x18	1
6*	376x424x18	1	6	1084x424x18	1	6	1210x424x18	1	6	1438x424x18	1
6*	690x690x18	1	7	1044x100x18	1	7	1170x100x18	1	7	1398x100x18	1
7	336x100x18	1	8	1398x407x18	1	8	1398x407x18	2	8	1398x407x18	3
9	1412x361x3	1	9	1421x352x3	2	9	1421x352x3	3	9	1421x592x3	2

\*) wymiar elementu zależny od wyboru bryły

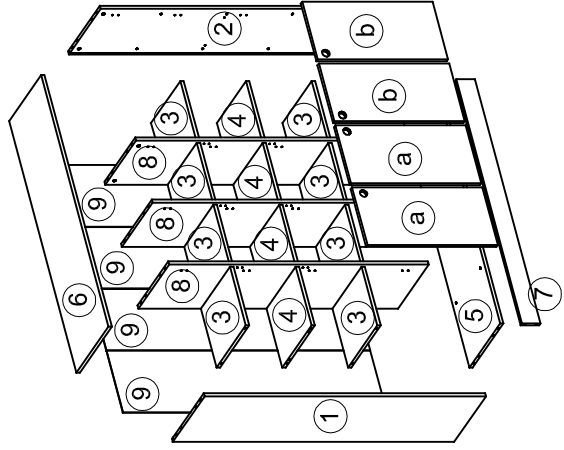
R3.44 Regał 110 4PF



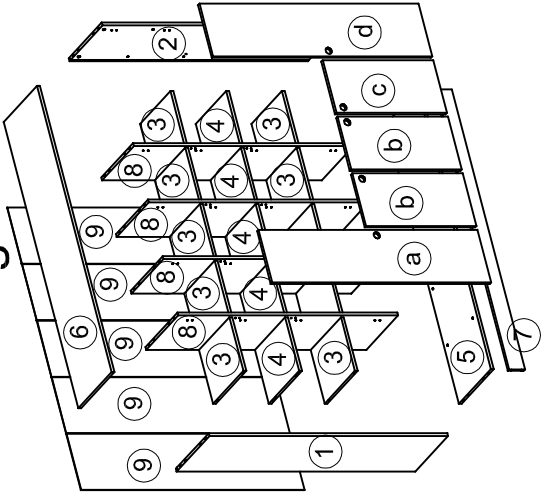
R2.44 Regał 120 4PF



R4.45 Regał 145 4PF



R5.41 Regał 180 4PF


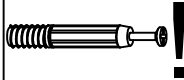
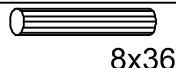
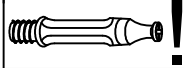

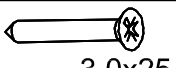












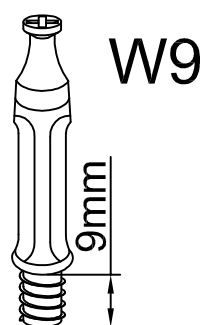
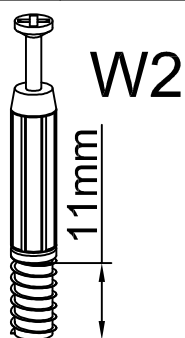
ELEMENTS / CZĘŚCI / ДЕТАЛИ / COMPONENTE / TEILE / ELEMENTIT

Nr	A x B x C (mm)	PCS.	Nr	A x B x C (mm)	PCS.	Nr	A x B x C (mm)	PCS.	Nr	A x B x C (mm)	PCS.
1	1516x420x18	1	1	1516x420x18	1	1	1516x420x18	1	1	1516x420x18	1
2	1516x420x18	1	2	1516x420x18	1	2	1516x420x18	1	2	1516x420x18	1
3	336x387x18	6	3	576x387x18	4	3	336x387x18	8	3	336x387x18	10
4	336x387x18	3	4	576x387x18	2	4	336x387x18	4	4	336x387x18	5
5	1044x407x18	1	5	1170x407x18	1	5	1398x407x18	1	5	1752x407x18	1
6	1084x424x18	1	6	1210x424x18	1	6	1438x424x18	1	6	1792x424x18	1
7	1044x100x18	1	7	1170x100x18	1	7	1398x100x18	1	7	1752x100x18	1
8	1398x407x18	2	8	1398x407x18	4	8	1398x407x18	3	8	1398x407x18	4
9	1421x352x3	3	9	1421x592x3	2	9	1421x352x3	4	9	1421x352x3	5

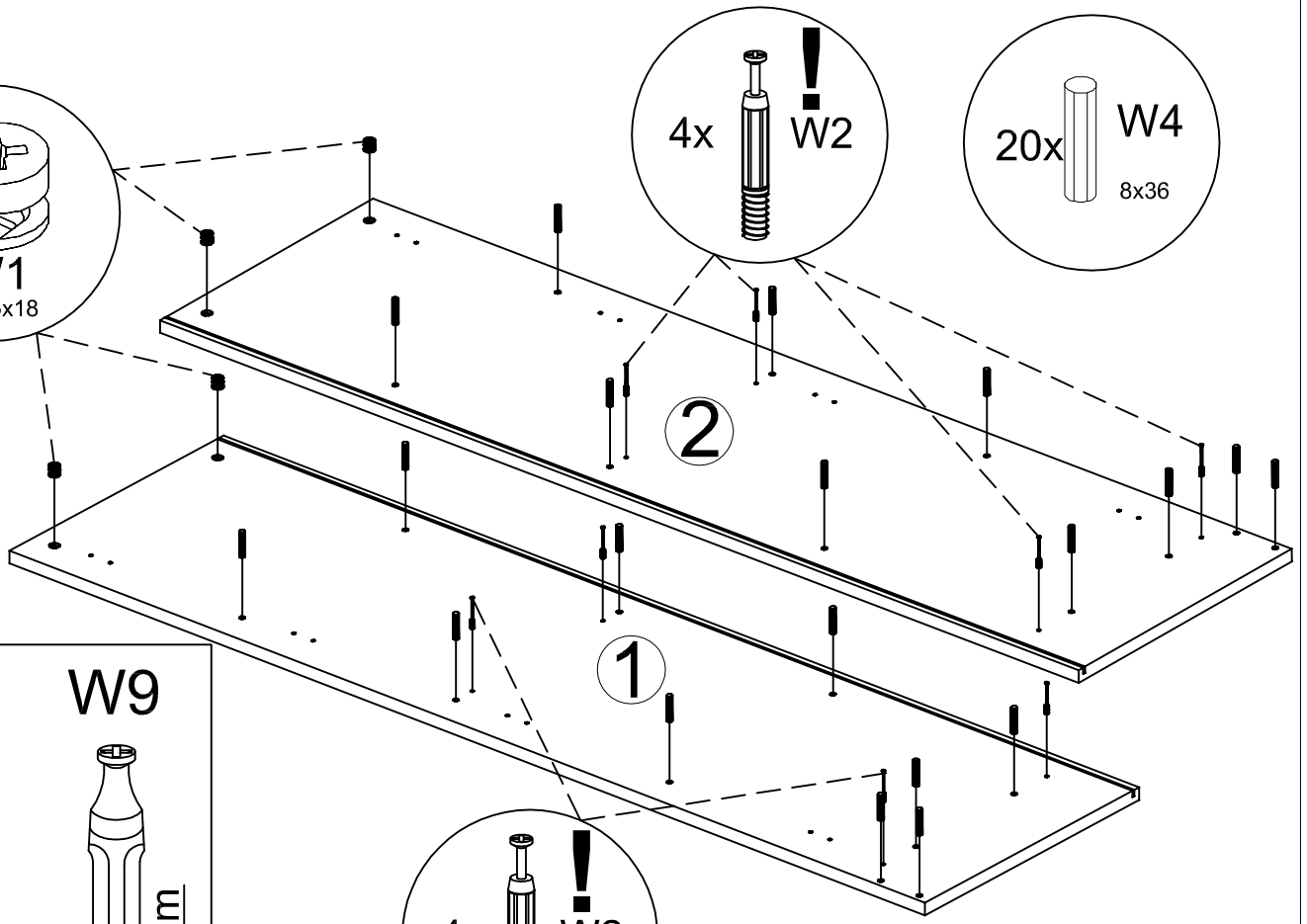
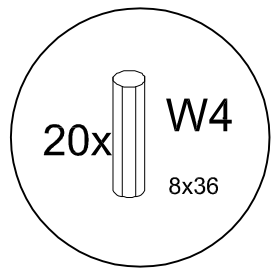
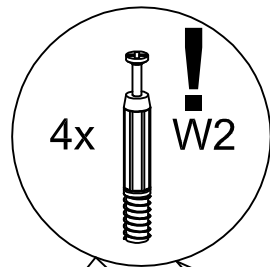
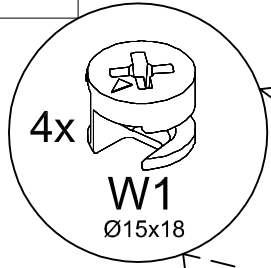
Nr	A x B x C (mm)	PCS.	Nr	A x B x C (mm)	PCS.	Nr	A x B x C (mm)	PCS.
a	702x330x18	2	a	1056x570x18	1	a	702x330x18	2
b	702x330x18	1	b	1056x570x18	1	b	702x330x18	2
			c			c	702x330x18	1
			d			d	1392x330x18	1

OKUCIA / FITTINGS / ФУРНИТУРА / FERONERIE / BESCHLÄGE / KIINNITTIMET

		REGAŁ 40 4P / REGAŁ NAROŻ. 40 4P	REGAŁ 75 4P	REGAŁ 110 4P	REGAŁ 120 4P	REGAŁ 145 4P	REGAŁ 110 4PF	REGAŁ 120 4PF	REGAŁ 145 4PF	REGAŁ 180 4PF
W1		12	18	24	18	30	24	18	30	36
W2		12	14	16	14	18	16	14	18	20
W4	 8x36	24	38	52	38	66	52	38	66	80
W9		-	4	8	4	12	8	4	12	16
W10	 3,5x16	-	-	8	20	24	8	20	24	28
W11	 3,0x25	8	26	44	32	62	44	32	62	72
W14	 7,0x50	-	2	4	2	6	4	2	6	8
W20		1	8	9	12	10	9	12	10	12
W63	 3,0x20	1	8	9	12	10	9	12	10	12
W24		1	1	1	1	1	1	1	1	1
W33	 S=4	-	1	1	1	1	1	1	1	1
W3		8	14	20	14	26	20	14	26	32
W21		2	10	20	8	30	20	8	30	32
		-	-	2	2	2	2	2	2	2
		-	-	-	-	-	-	6	8	10
		-	-	-	-	-	-	6	8	10

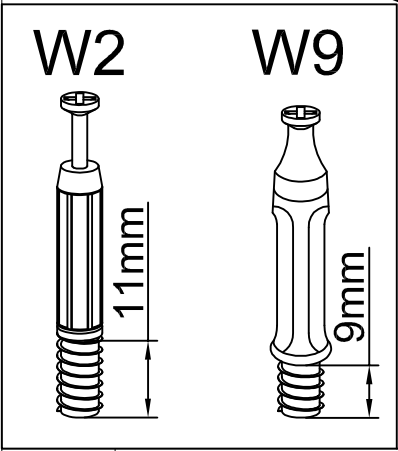
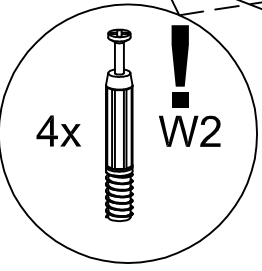


1

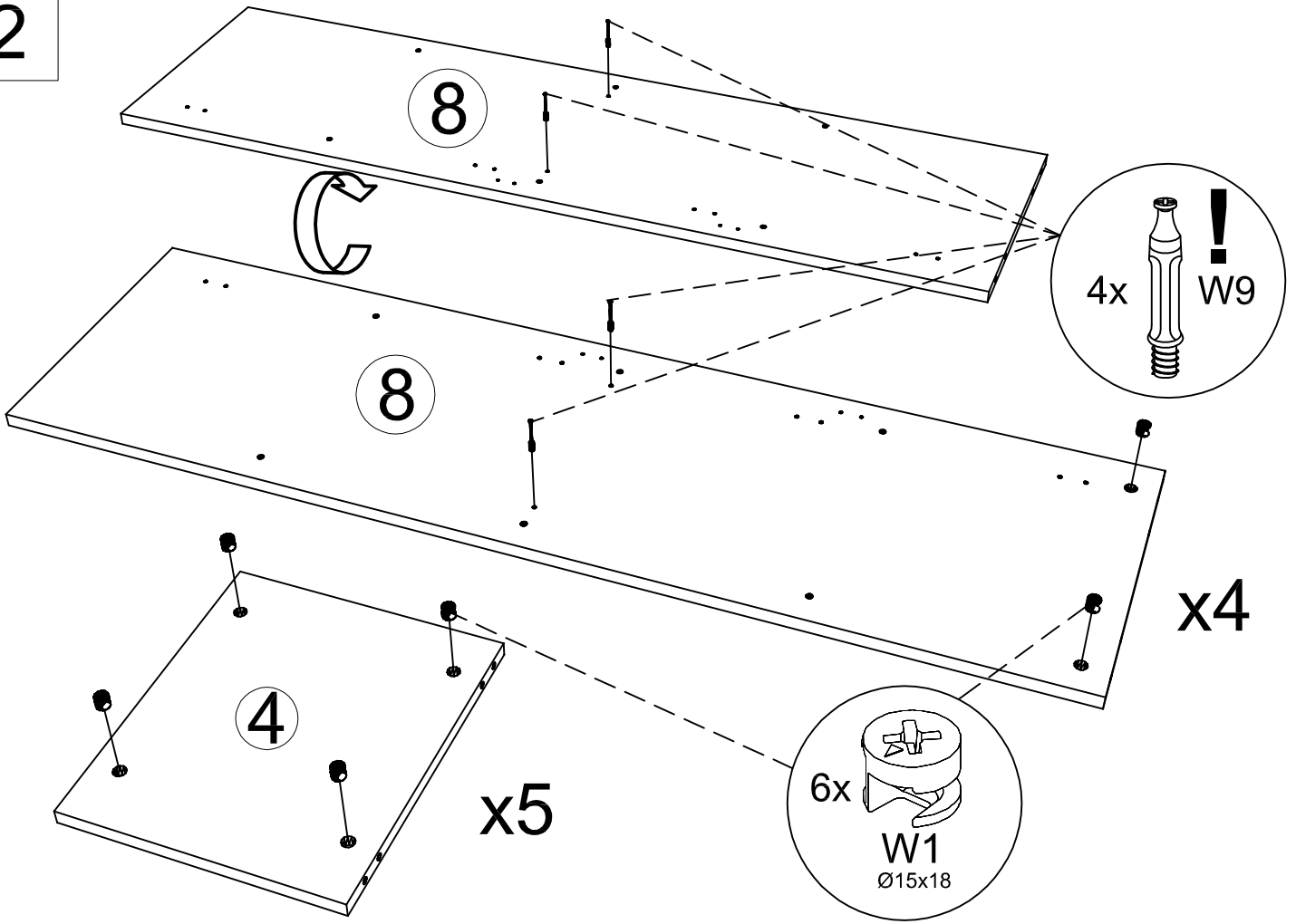


2

1



2



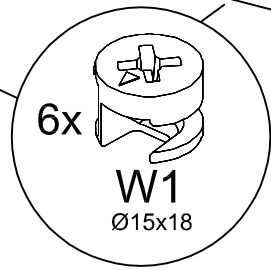
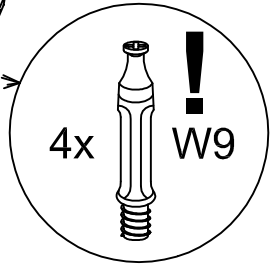
8

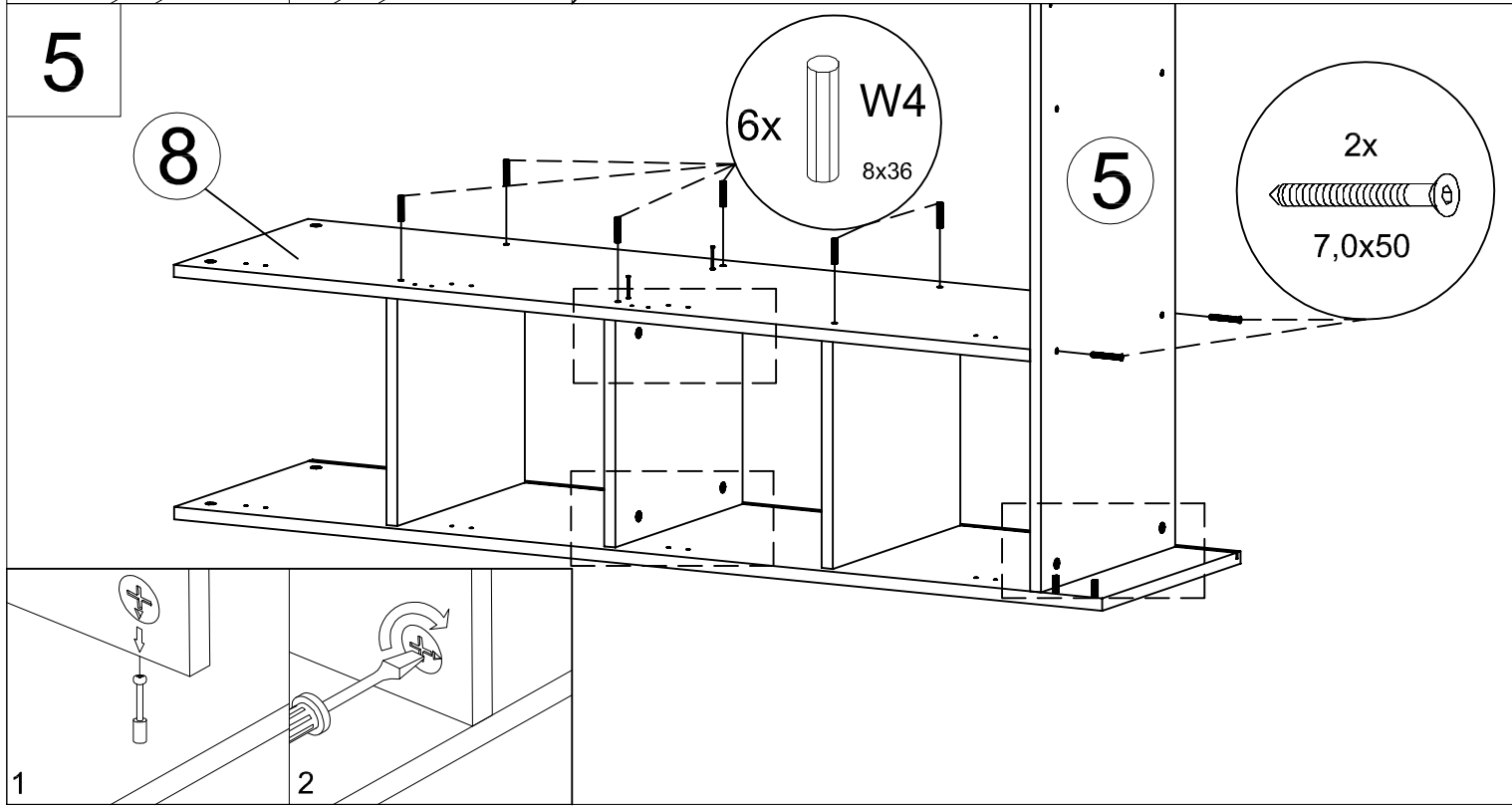
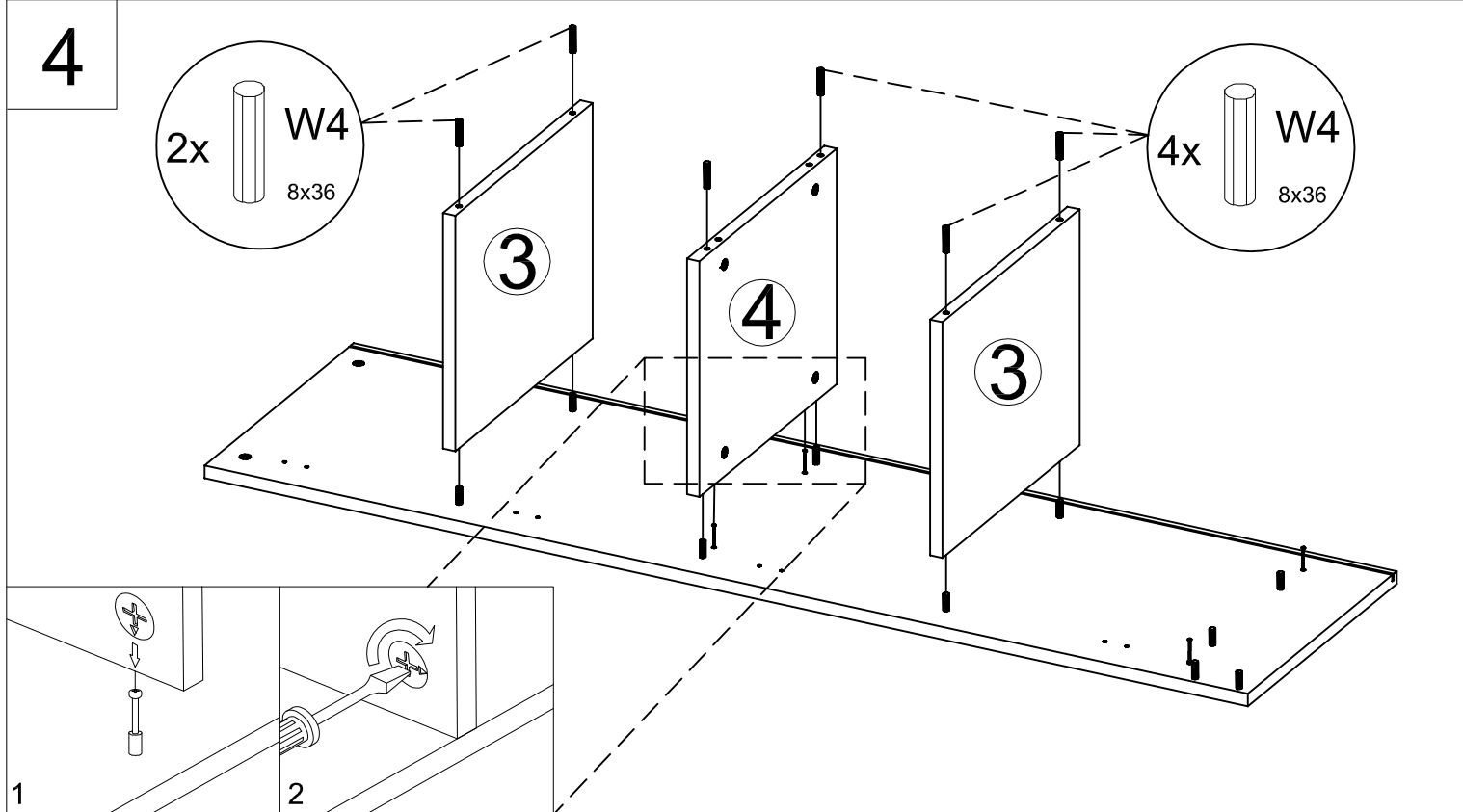
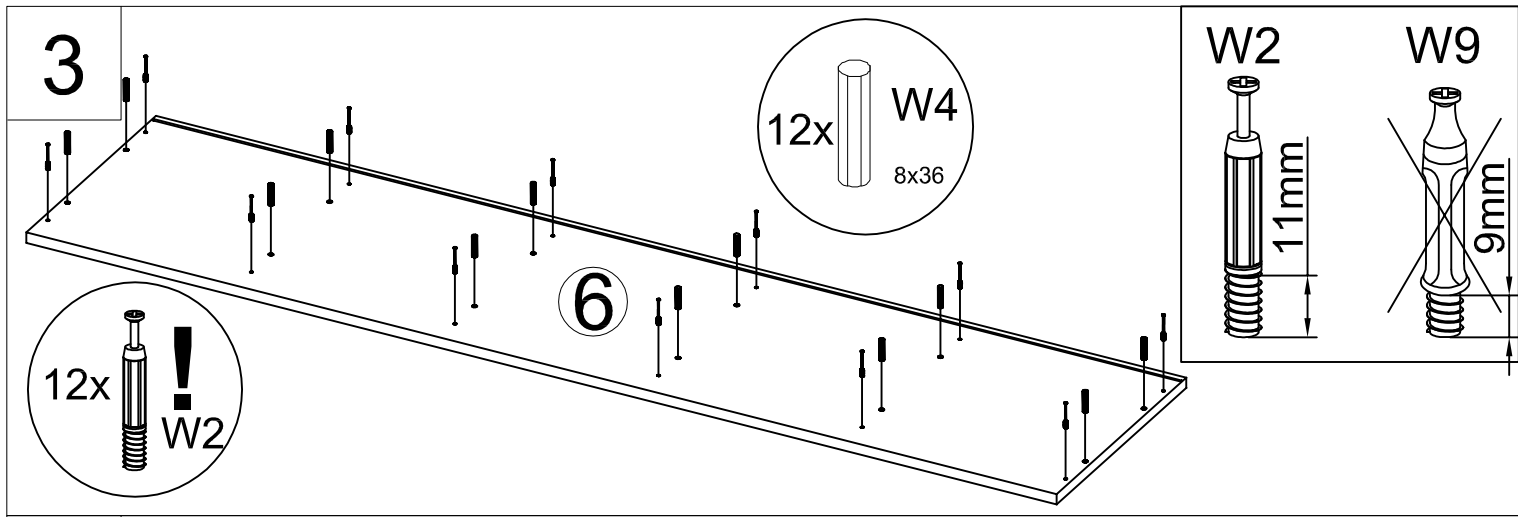
8

4

x5

x4





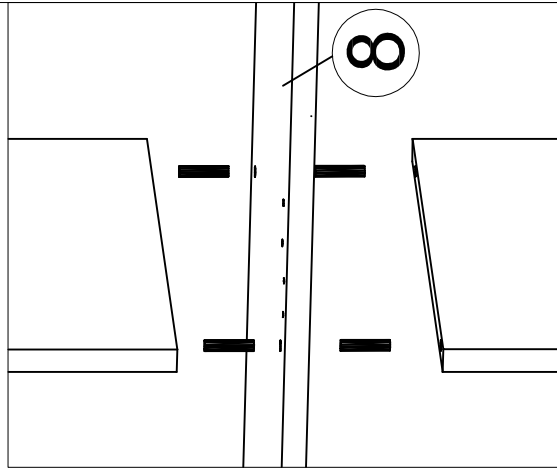
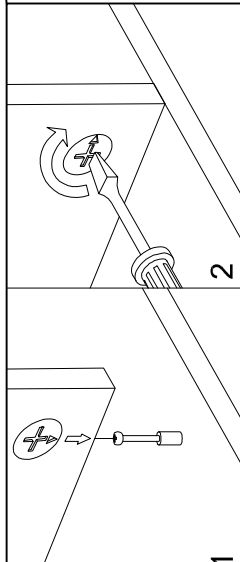
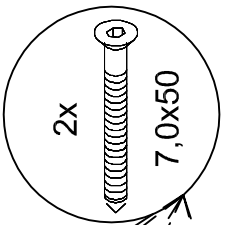
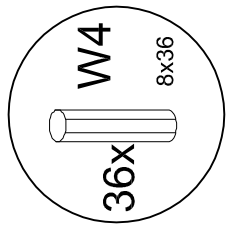
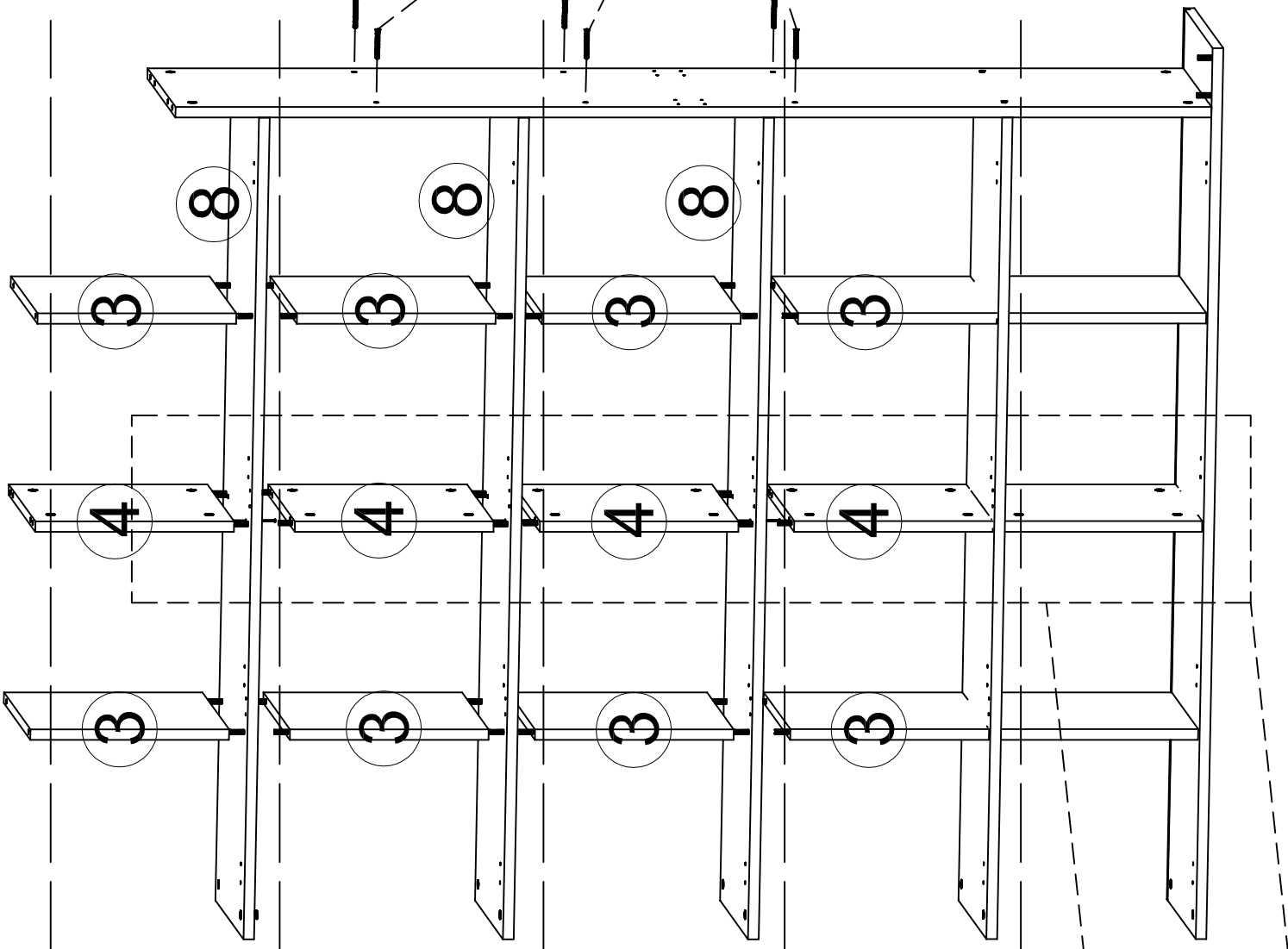
REGAŁ 180

REGAŁ 145

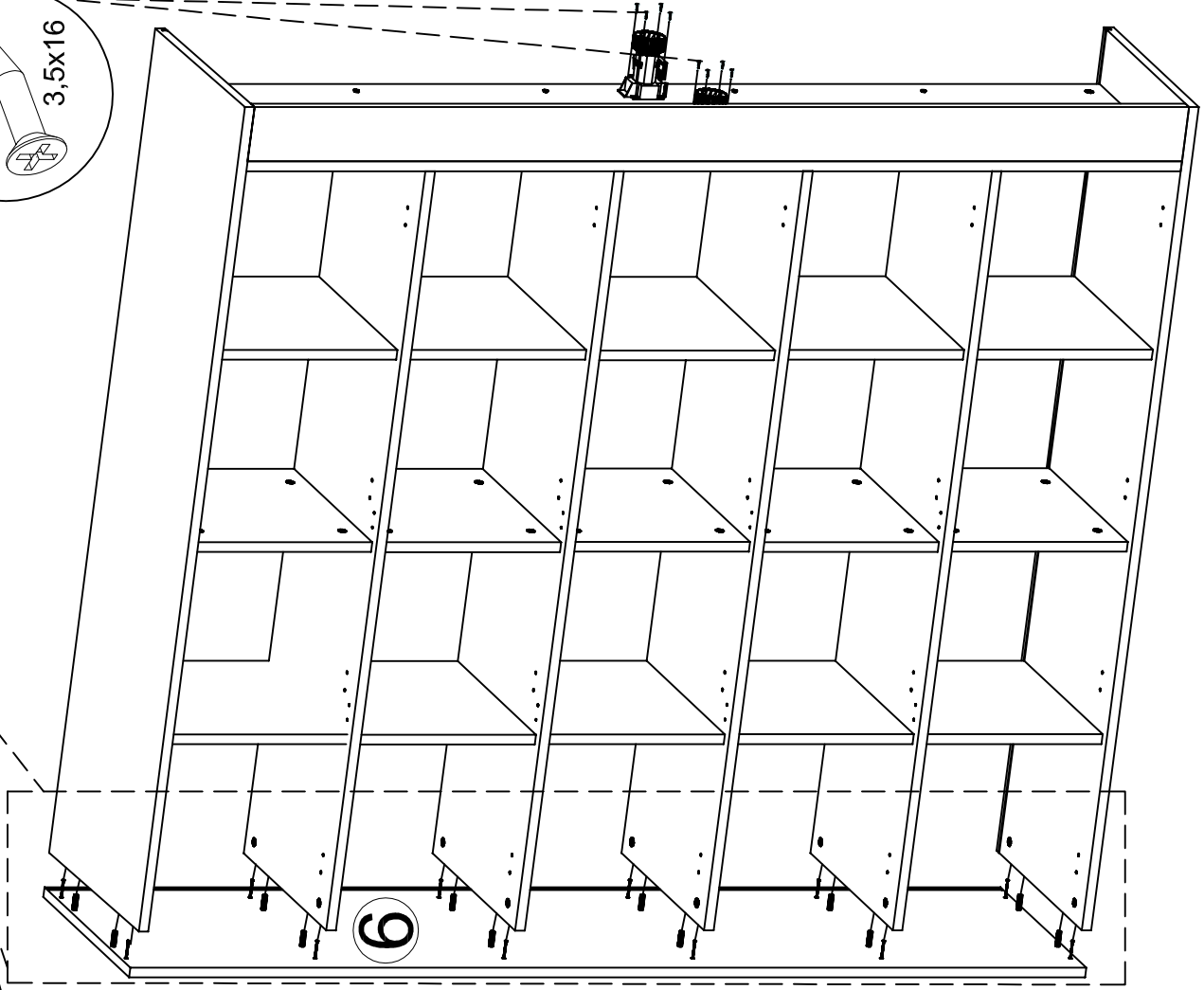
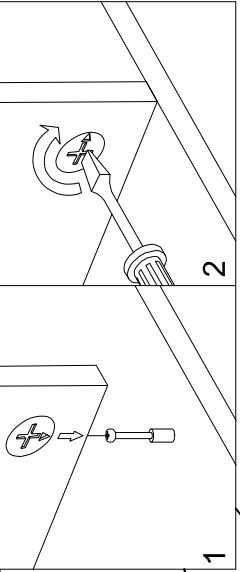
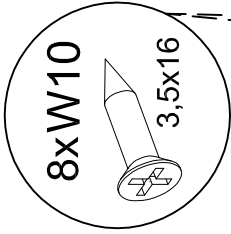
REGAŁ 110

REGAŁ 75

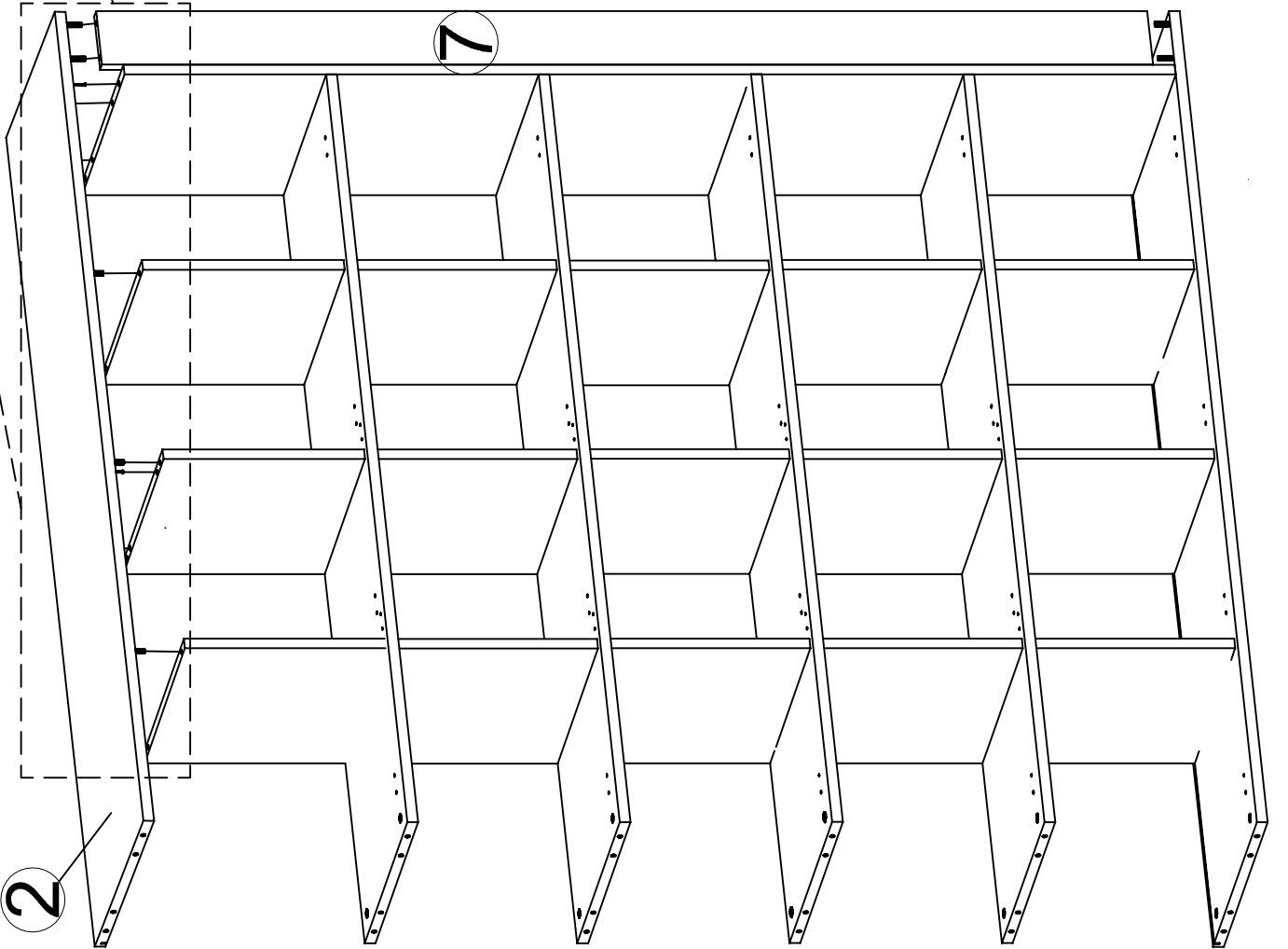
REGAŁ 40



8



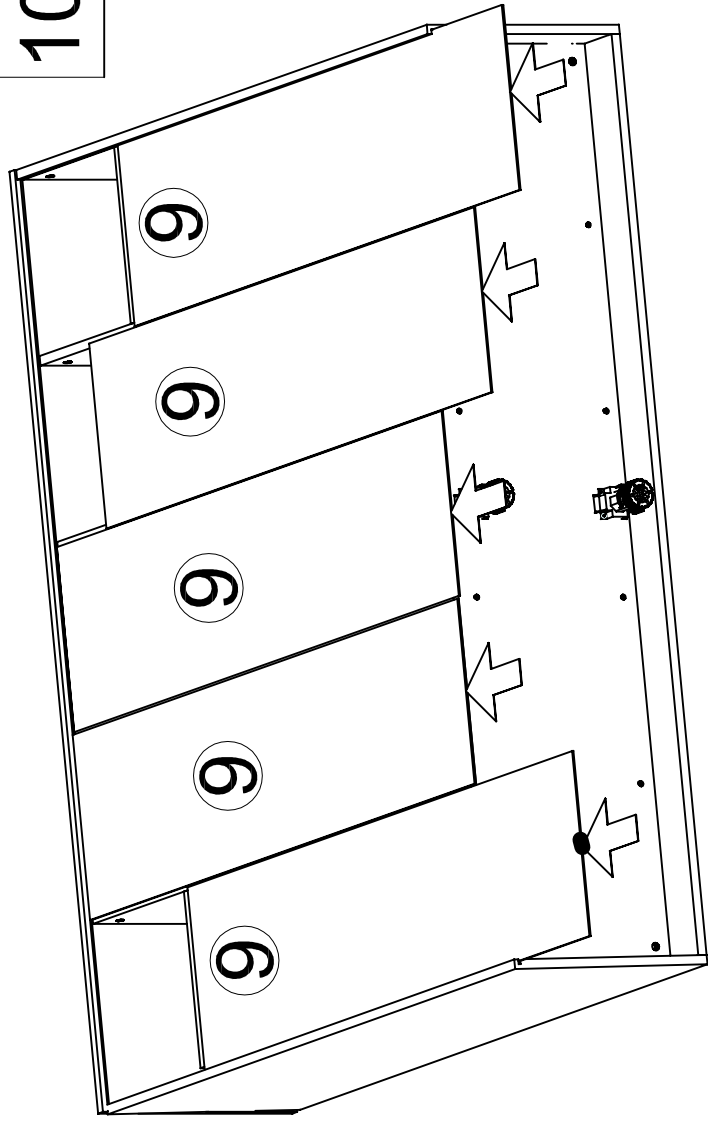
7



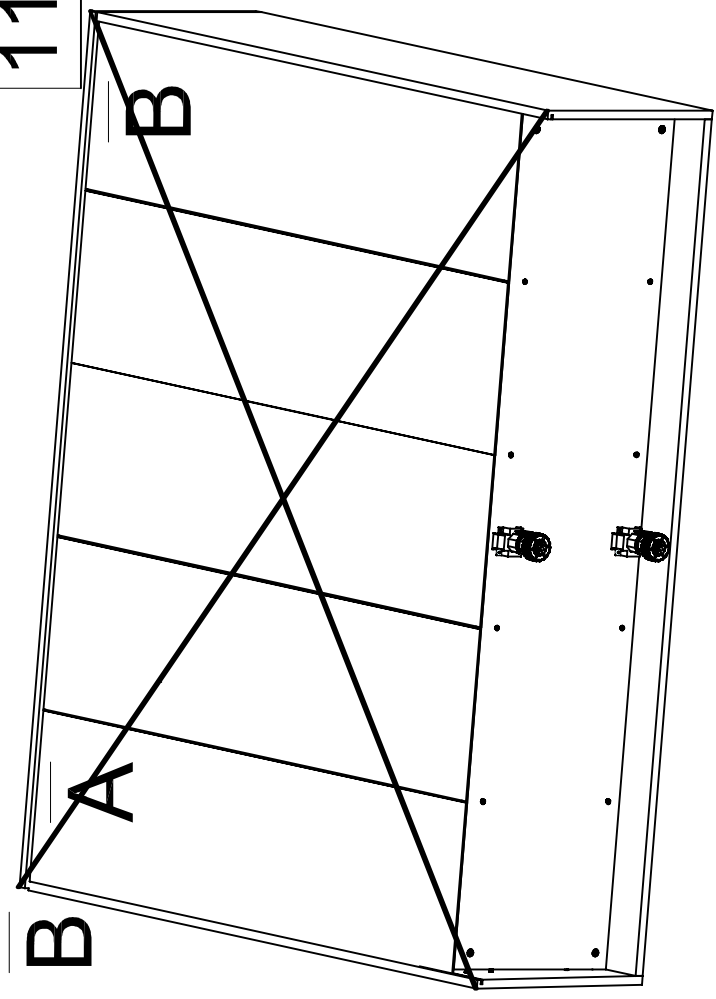
7



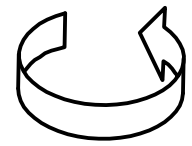
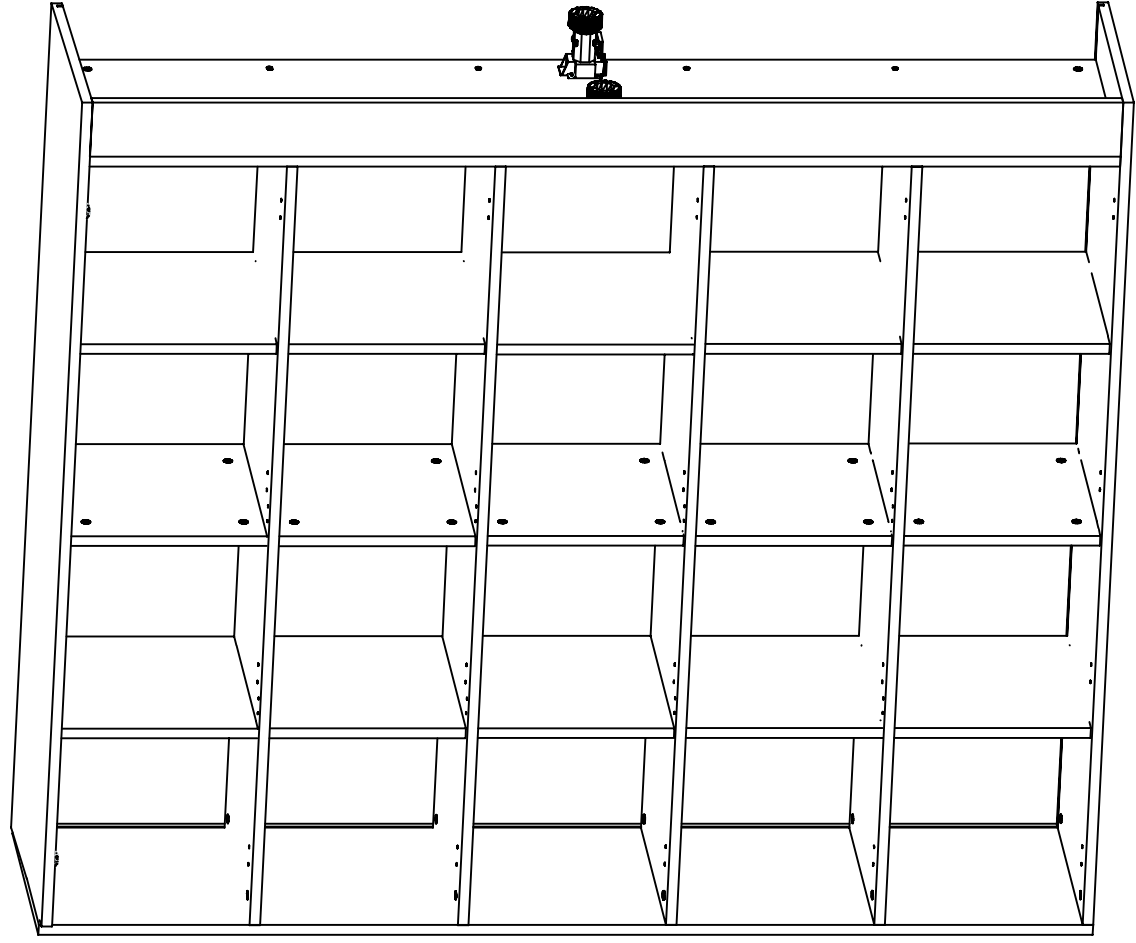
10



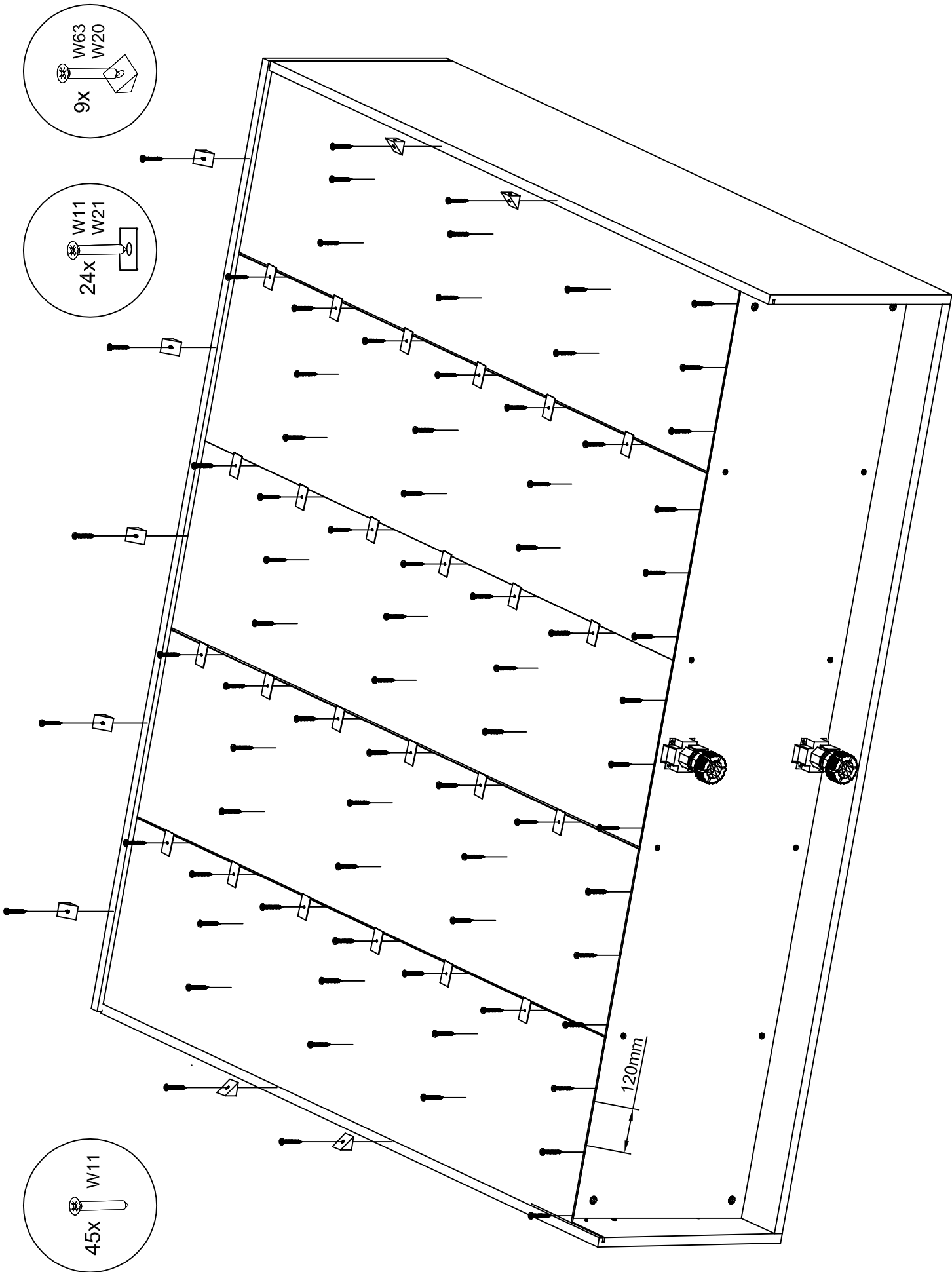
11



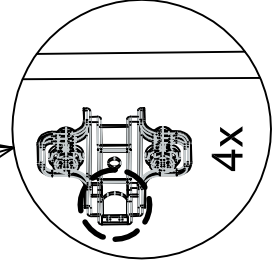
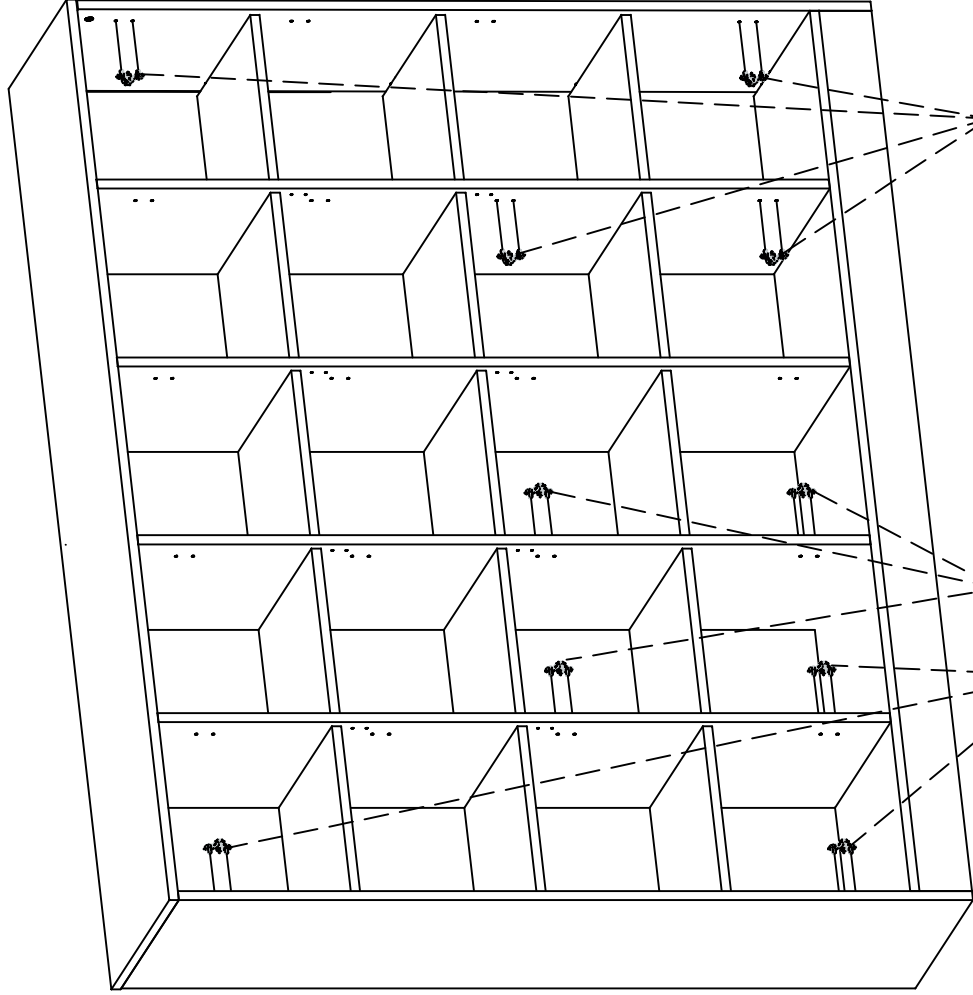
A = B



9

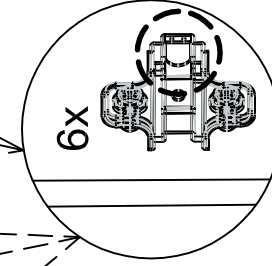


# REGAŁ 180 4PF

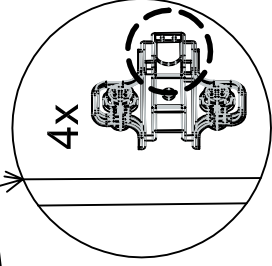
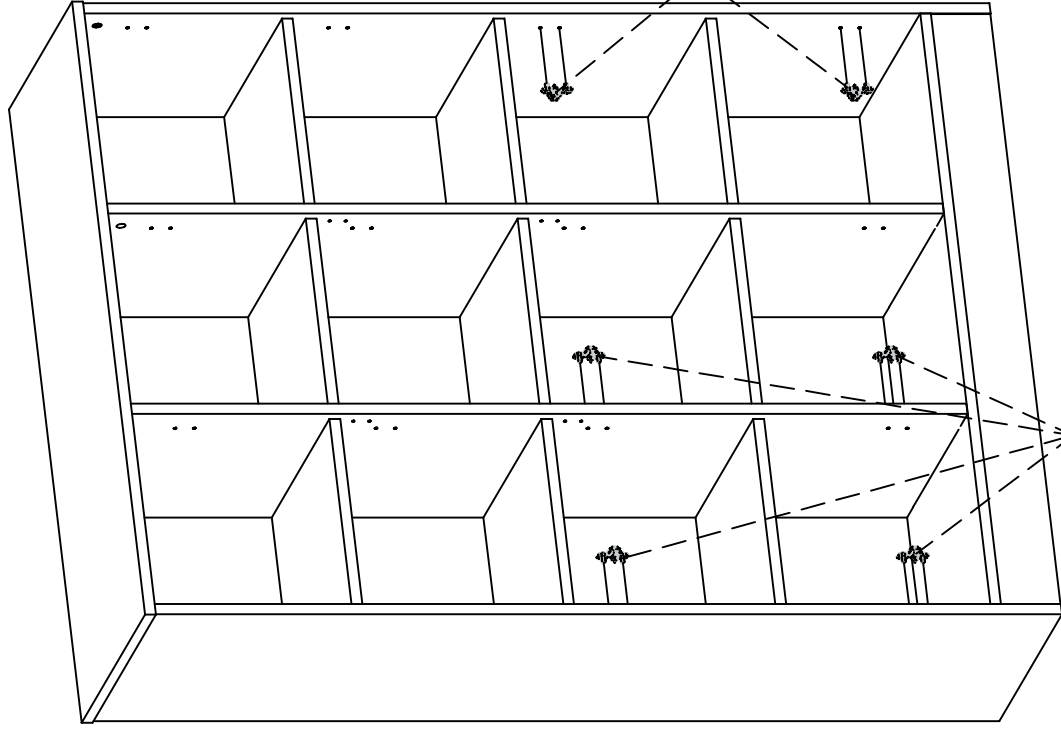


!

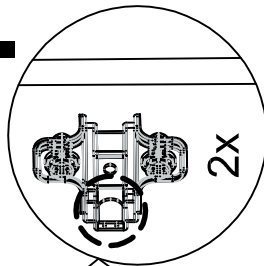
!



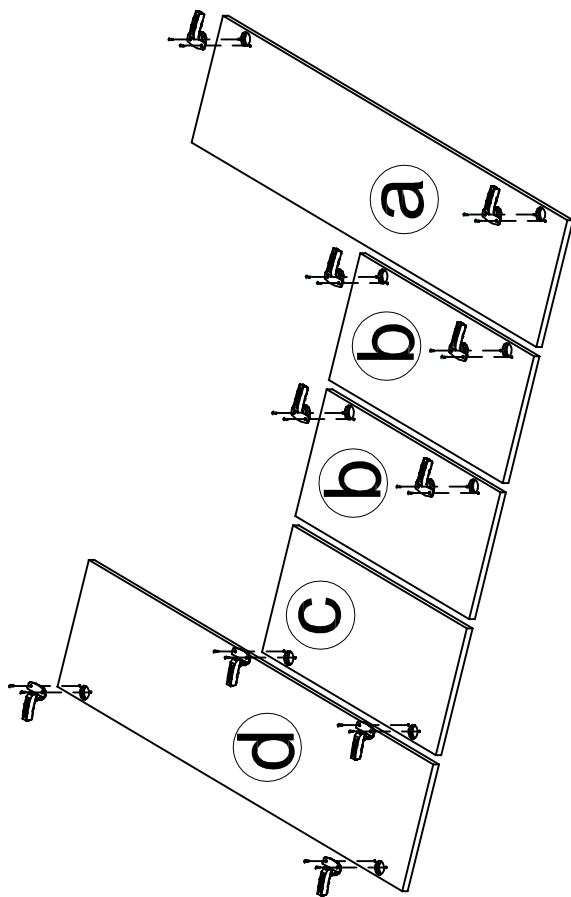
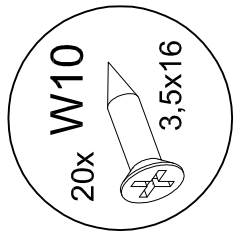
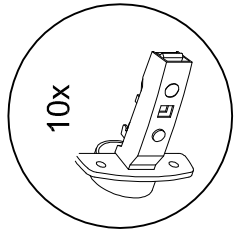
# REGAŁ 110 4PF



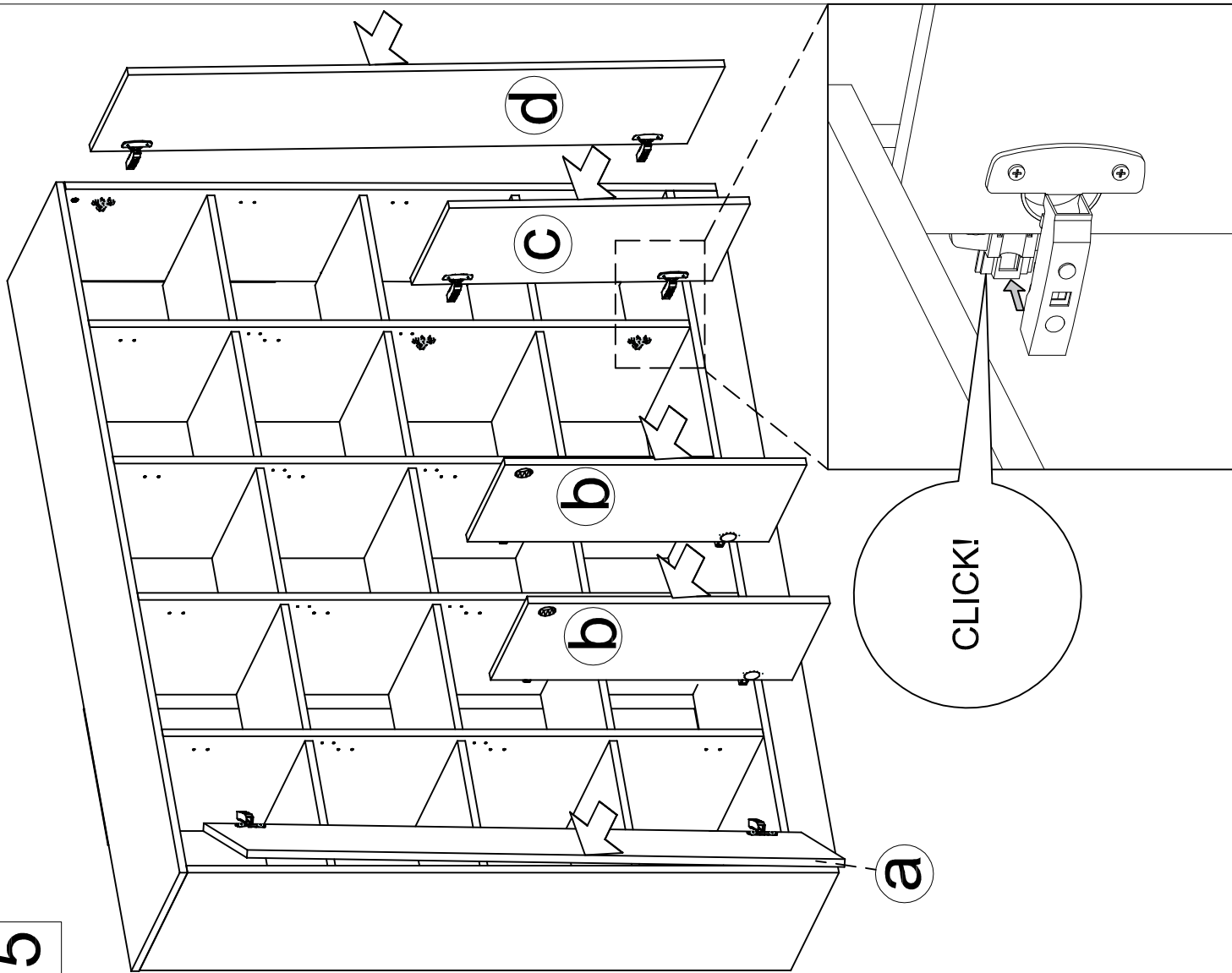
!

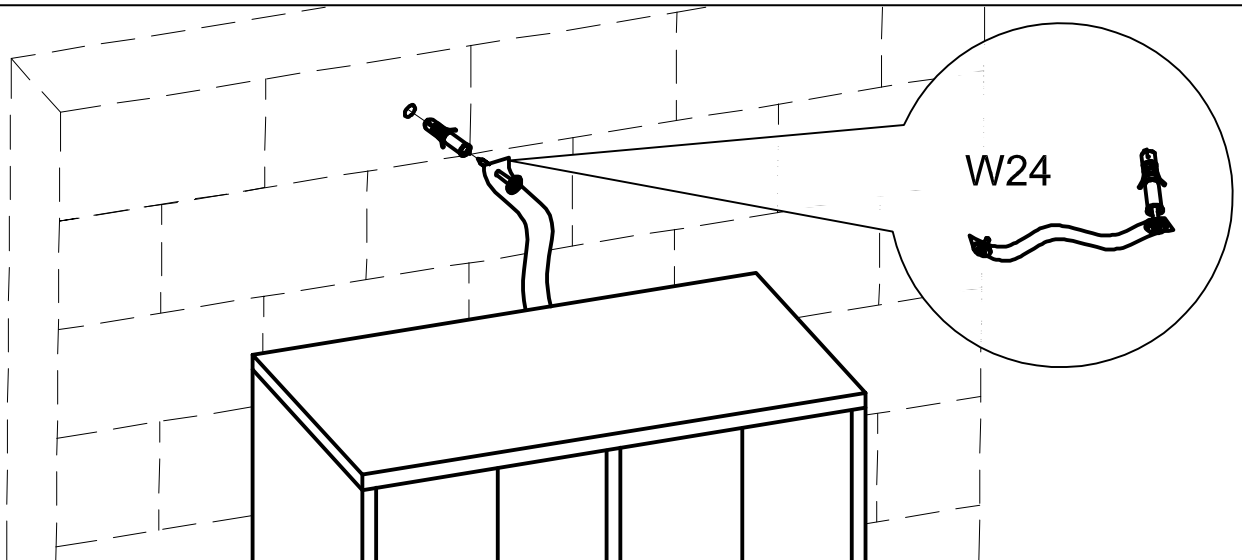


14



15





**WAŻNE, ZACHOWAĆ DO PÓŹNIEJSZEGO STOSOWANIA - UWAŻNIE PRZECZYTAĆ**  
**INSTRUKCJA UŻYTKOWNIKA**

1. Aby uniknąć niebezpieczeństwa uduszenia, trzymać opakowanie plastikowe w miejscu niedostępnym dla niemowląt i dzieci.
2. Wszystkie połączenia muszą być dobrze dokręcone, oraz żaden element łączący nie może być luźny.
3. Ostrzeżenie: Bądź świadom ryzyka, jakie stanowi otwarty ogień, oraz inne silne źródła ciepła, takie jak promienniki elektryczne lub gazowe itp. umieszczone w pobliżu regału.
4. Ostrzeżenie: Nie używać regału, jeżeli jakkolwiek jego element jest uszkodzony, rozdarty lub brakuje elementu, używać wyłącznie elementy, dopuszczone przez producenta.
5. Wszystkie elementy muszą być utrzymane w czystości.

**IMPORTANT, SAVE FOR FURTHER USAGE - READ CAREFULLY**  
**USER'S MANUAL**

1. To avoid the danger of suffocation, keep the plastic packaging away from babies and children.
2. All connections must be tightened correctly and not left loose.
3. Warning: Be aware of the risk of strong sources of heat, such as electric or gas radiators etc., which may be located near a bookcase or other items of furniture as this could cause warping.
4. Warning: Do not use the bookcase if any of the sections are damaged, or if there are any missing items. Use only those items that are supplied by the manufacturer.
5. All items must be kept clean.

**ВАЖНО: СОХРАНИТЬ ДЛЯ ДАЛЬНЕЙШЕГО ИСПОЛЬЗОВАНИЯ, ВНИМАТЕЛЬНО**  
**ПРОЧИТАТЬ**  
**РУКОВОДСТВО ПО ЭКСПЛУАТАЦИИ**

1. Во избежание риска удушья, хранить полиэтиленовую упаковку в недоступном для детей и новорожденных месте.
2. Все крепления должны быть плотно затянуты, а детали прочно соединены между собой.
3. Предупреждение: Необходимо принимать во внимание опасность открытого огня и других сильных источников теплового излучения, таких как электро - и газонагреватели, размещенных вблизи стеллажа.
4. Предупреждение: Не использовать стеллаж, если какой-либо его элемент поврежден, разорван или не хватает деталей. Использовать исключительно элементы, допущенные производителем.
5. Все элементы необходимо содержать в чистоте.

**IMPORTANT- PASTRATI INSTRUCȚIUNILE PENTRU UTILIZARE ULTERIOARA. CITI ȚI CU ATENȚIE**  
**ACESTE INSTRUCȚIUNI ÎNAINTE DE ASAMBLARE**  
**MANUALUL UTILIZATORULUI**

1. Pentru a evita pericolul de sufocare, nu lăsați ambalajul de plastic la îndemâna bebelușilor și a copiilor.
2. Toate conexiunile trebuie să fie strânse corect și nu trebuie lăsate libere.
3. Atenție: Fiți conștienți de riscul unor surse puternice de căldură, cum ar fi radiatoarele etc., care pot fi situate în apropierea etajerei sau a altor piese de mobilier, deoarece acest lucru le-ar putea cauza deteriorari majore.
4. Atenție: Nu utilizați etajera dacă oricare dintre secțiuni este deteriorată sau în cazul în care există elemente care lipsesc. Utilizați numai acele elemente care sunt furnizate de către producător.
5. Toate elementele trebuie să fie păstrate curate.

**WICHTIGE HINWEISE, FÜR DIE SPÄTERE NUTZUNG AUFBEWAHREN- GENAU LESEN**  
**BEDIENUNGSANWEISUNG**

1. Die Kunststoffverpackung an einem für die Kinder nicht zugänglichen Ort halten, um das Risiko des Erstickens zu vermeiden.
2. Alle Verbindungen müssen richtig hergestellt werden, kein Verbindungsteil darf lose sein.
3. Warnung: Seien Sie sich des Risikos, das ein offenes Feuer sowie andere Wärmequellen wie elektrische Wärme- oder Gasstrahler usw., gestellt in der Nähe des Regals, darstellen, bewusst.
4. Warnung: das Regal nicht benutzen, wenn ein Teil beschädigt, gerissen ist oder fehlt, nur die vom Hersteller zugelassenen Teile verwenden.
5. Alle Teile sind sauber zu halten.

**TÄRKEÄÄ - SÄILYTÄ MYÖHEMPÄÄ KÄYTTÖÄ VARTEN. LUE KÄYTTÖOHJEET TARKKAAN ENNEN**  
**KALUSTEIDEN KOKOAMISTA**  
**KÄYTTÖOHJEET**

1. Välttääksesi tukehtumisvaaran, pidä muovipakkaukset poissa vauvojen ja lasten lähetyviltä.
2. Kaikki kiinnitykset tulee kiristää oikein, eikä niitä saa jättää löysiksi.
3. Huomio: ole tietoinen voimakkaista lämmönlähteistä, kuten sähkö- ja kaasupattereista jne., jotka saattavat sijaita kirjahyllyn tai muiden kalusteiden lähellä, sillä tämä saattaa aiheuttaa materiaalien taipumista.
4. Huomio: älä käytä kirjahyllyä, jos jokin osa on vaurioitunut tai jos siitä puuttuu osia. Käytä vain valmistajan toimittamia osia.
5. Kaikki osat tulee pitää puhtaana.